

ADITYA BIRLA



IDEA Cellular

October 9, 2015

The National Stock Exchange of India Limited  
"Exchange Plaza",  
Bandra - Kurla Complex,  
Bandra (E),  
Mumbai – 400 051

Fax No. 022-26598237/38/8347/8348

Dear Sir,

**Sub: Shareholding Pattern (Clause 35)**  
**Ref: "Idea Cellular Limited" (Symbol: IDEA)**

With reference to Clause 35 of the Listing Agreement, please find enclosed herewith the Shareholding Pattern for the quarter ended 30<sup>th</sup> September, 2015.

We request you to please acknowledge the receipt of the same.

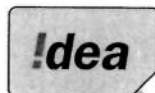
Thanking you,

Yours truly,

For Idea Cellular Limited

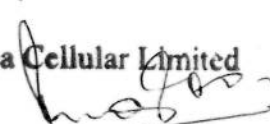
**Pankaj Kapdeo**  
**Company Secretary**

Encl: As above



**ADITYA BIRLA****IDEA Cellular****Statement Showing Shareholding Pattern**


<b>Name of the Company:</b>		<b>IDEA CELLULAR LIMITED</b>	
<b>Scrip Code (NSE): IDEA</b>	<b>Name of the scrip: Idea Cellular Limited</b>	<b>Class of security: Equity Shares</b>	
<b>Quarter ended : 30.09.2015</b>			
<b>Partly paid-up shares:-</b>	<b>No. of partly paid-up shares</b>	<b>As a % of total no. of partly paid-up shares</b>	<b>As a % of total no. of shares of the Company</b>
Held by Promoter/Promoter Group	NONE		
Held by Public			
<b>Total</b>			
<b>Outstanding convertible securities:-</b>	<b>No. of outstanding securities</b>	<b>As a % of total no. of outstanding convertible securities</b>	<b>As a % of total no. of shares of the company, assuming full conversion of the convertible securities</b>
Held by Promoter/Promoter Group	NONE		
Held by Public			
<b>Total</b>			
<b>Warrants:-</b>	<b>No. of warrants</b>	<b>As a % of total no. of warrants</b>	<b>As a % of total no. of shares of the company, assuming full conversion of warrants</b>
Held by Promoter/Promoter Group	NONE		
Held by Public			
<b>Total</b>			
<b>Total paid-up capital of the company assuming full conversion of warrants and convertible securities</b>		NONE	

**For Idea Cellular Limited**
  
**Pankaj Kapdeo**  
**Company Secretary**




Statement Showing Shareholding Pattern								
Name of the Company:		IDEA CELLULAR LIMITED			Quarter ended : As on 30.09.2015			
Category code	Category of shareholder	Number of shareholders	Total number of shares	Number of shares held in dematerialized form	Total shareholding as a percentage of total number of shares		Shares pledged or otherwise encumbered	
					As a percentage of (A+B)	As a percentage of (A+B+C)	Number of shares	As a percentage (IX)=(VIII)/(IV)*100
(I)	(II)	(III)	(IV)	(V)	(VI)	(VII)	(VIII)	(IX)
(A)	Shareholding of Promoter and Promoter Group							
1	Indian							
(a)	Individuals/ Hindu Undivided Family	1	233,333	233,333	0.01%	0.01%	0	0.00%
(b)	Central Government/ State Government(s)	0	0	0	0.00%	0.00%	N.A	N.A
(c)	Bodies Corporate	4	1,520,445,714	1,520,445,714	42.24%	42.24%	0	0.00%
(d)	Financial Institutions/ Banks	0	0	0	0.00%	0.00%	N.A	N.A
(e)	Any Other (Specify)	0	0	0	0.00%	0.00%	N.A	N.A
	Sub-Total (A)(1)	5	1,520,679,047	1,520,679,047	42.25%	42.25%	0	0.00%
2	Foreign							
(a)	Individuals (Non-Resident Individuals/ Foreign Individuals)	0	0	0	0.00%	0.00%	N.A	N.A
(b)	Bodies Corporate	0	0	0	0.00%	0.00%	N.A	N.A
(c)	Institutions	0	0	0	0.00%	0.00%	N.A	N.A
(d)	Qualified Foreign Investor	0	0	0	0.00%	0.00%	N.A	N.A
(e)	Any Other (specify)	0	0	0	0.00%	0.00%	N.A	N.A
	Sub-Total (A)(2)	0	0	0	0.00%	0.00%	-	-
	Total Shareholding of Promoter and Promoter Group (A)= (A)(1)+(A)(2)	5	1,520,679,047	1,520,679,047	42.25%	42.25%	0	0.00%
(B)	Public shareholding							
1	Institutions							
(a)	Mutual Funds/ UTI	127	76,385,196	76,385,196	2.12%	2.12%	N.A	N.A
(b)	Financial Institutions/ Banks	41	25,285,320	25,285,320	0.70%	0.70%	N.A	N.A
(c)	Central Government/ State Government(s)	0	0	0	0.00%	0.00%	N.A	N.A
(d)	Venture Capital Funds	1	3,350,000	3,350,000	0.09%	0.09%	N.A	N.A
(e)	Insurance Companies	5	79,397,406	79,397,406	2.21%	2.21%	N.A	N.A
(f)	Foreign Institutional Investors	476	865,876,125	865,876,125	24.05%	24.05%	N.A	N.A
(g)	Foreign Venture Capital Investors	0	0	0	0.00%	0.00%	N.A	N.A
(h)	Qualified Foreign Investor	0	0	0	0.00%	0.00%	N.A	N.A
(i)	Any Other (specify)	0	0	0	0.00%	0.00%	N.A	N.A
	Sub-Total (B)(1)	650	1,050,294,047	1,050,294,047	29.18%	29.18%	-	-
2	Non-institutions							
(a)	Bodies Corporate	1,499	14,838,755	14,838,755	0.41%	0.41%	N.A	N.A
(b)	Individuals -							
	i. Individual shareholders holding nominal share capital up to Rs. 1 lakh.	237,276	42,651,536	42,645,228	1.18%	1.18%	N.A	N.A
	ii. Individual shareholders holding nominal share capital in excess of Rs. 1 lakh.	278	7,678,657	7,678,657	0.21%	0.21%	N.A	N.A
(c)	Qualified Foreign Investor	0	0	0	0.00%	0.00%	N.A	N.A
(d)	Any Other (specify)							
	Individual Director	6	546,414	546,414	0.02%	0.02%	N.A	N.A
	NRI	2,999	1,907,247	1,902,247	0.05%	0.05%	N.A	N.A
	Trust	35	613,522	613,522	0.02%	0.02%	N.A	N.A
	Overseas Corporate Bodies	3	957,000,543	957,000,543	26.59%	26.59%	N.A	N.A
	Clearing Members	300	3,400,618	3,400,618	0.09%	0.09%	N.A	N.A
	Sub-Total (B)(2)	242,396	1,028,637,292	1,028,625,984	28.58%	28.58%	-	-
	Total Public Shareholding (B)= (B)(1)+(B)(2)	243,046	2,078,931,339	2,078,920,031	57.75%	57.75%	-	-
	TOTAL (A)+(B)	243,051	3,599,610,386	3,599,599,078	100.00%	100.00%	0	0.00%
(C)	Shares held by Custodians and against which Depository Receipts have been issued	0	0	0	0.00%	0.00%	-	-
(1)	Promoter and Promoter Group	0	0	0	0.00%	0.00%	-	-
(2)	Public	0	0	0	0.00%	0.00%	N.A	N.A
	GRAND TOTAL (A)+(B)+(C)	243,051	3,599,610,386	3,599,599,078	100.00%	100.00%	0	0.00%

Note: The above Shareholding pattern comprises of 248,209 equity shares allotted on September 29, 2015, pursuant to the exercise of stock options by employees under ESOS Scheme. The Company received Listing approval for the said shares from Bombay Stock Exchange Ltd and National Stock Exchange of India Ltd on September 30, 2015. The said shares were admitted for trading on both the exchanges with effect from October 1, 2015.





## I(b) Statement Showing holding of securities (including shares, warrants, convertible securities) of persons belonging to the category "Promoter and Promoter Group"

Quarter ended : As on 30.09.015

Sr. No.	Name of the Shareholder	Details of Shares Held		Encumbered shares			Details of warrants		Details of convertible securities		Total shares (including underlying shares assuming full conversion of warrants and convertible securities) as a % of diluted share capital
		No. of Shares held	As a % of grand total (A)+(B)+(C)	No.	As a Percentage	As a % of grand total (A) + (B) + (C) of sub-clause (I) (a)	Number of warrants held	As a % of total number of warrants of the same class	Number of convertible securities held	As a % of total number of convertible securities of the same class	
(I)	(II)	(III)	(IV)	(V)	(VI) = (V) / (III) * 100	(VII)	(VIII)	(IX)	(X)	(XI)	(XII)
1	Aditya Birla Nuvo Limited	837,526,221	23.27%	0	0.00%	0.00%	0	0.00%	0	0.00%	0
2	Birla TMT Holdings Pvt. Ltd.	283,565,373	7.88%	0	0.00%	0.00%	0	0.00%	0	0.00%	0
3	Hindalco Industries Limited	228,340,226	6.34%	0	0.00%	0.00%	0	0.00%	0	0.00%	0
4	Grasim Industries Limited	171,013,894	4.75%	0	0.00%	0.00%	0	0.00%	0	0.00%	0
5	Mr. Kumar Mangalam Birla	233,333	0.01%	0	0.00%	0.00%	0	0.00%	0	0.00%	0
	<b>Total</b>	<b>1,520,679,047</b>	<b>42.25%</b>	<b>0</b>	<b>0.00%</b>	<b>0.00%</b>	<b>0</b>	<b>0.00%</b>	<b>0</b>	<b>0.00%</b>	<b>0</b>




!idea



(c)(i) Statement showing holding of securities (including shares, warrants, convertible securities) of persons belonging to the category "Public" and holding more than 1% of the total number of shares

Quarter ended : As on 30.09.2015

Sr. No.	Name of the Shareholder	Number of shares held	Shares as a percentage of total number of shares (i.e., Grand Total (A)+(B)+(C) indicated in Statement at para (I)(a) above)	Details of warrants		Details of convertible securities		Total shares (including underlying shares assuming full conversion of warrants and convertible securities) as a % of diluted share capital
				Number of warrants held	As a % of total number of warrants of the same class	Number of convertible securities held	% w.r.t. total number of convertible securities of the same class	
1	Axiata Investments 1 (India) Limited	464,734,670	12.91%	0	0.00%	0	0.00%	0
2	Axiata Investments 2 (India) Limited	247,265,873	6.87%	0	0.00%	0	0.00%	0
3	P5 Asia Investments (Mauritius) Ltd	245,000,000	6.81%	0	0.00%	0	0.00%	0
4	Euro Pacific Growth Fund	70,377,011	1.96%	0	0.00%	0	0.00%	0
5	ICICI Prudential Life Insurance Company	63,623,072	1.77%	0	0.00%	0	0.00%	0
6	Vanguard International Growth Fund	61,660,100	1.71%	0	0.00%	0	0.00%	0
7	National Westminster Bank Plc As Depository of First State Asia Pacific Leaders Fund	48,907,181	1.36%	0	0.00%	0	0.00%	0
8	Parvest Equity India	42,403,461	1.18%	0	0.00%	0	0.00%	0
	<b>Total</b>	<b>1,243,971,368</b>	<b>34.56%</b>	<b>0</b>	<b>0.00%</b>	<b>0</b>	<b>0.00%</b>	<b>0.00%</b>



ADITYA BIRLA




IDEA Cellular

(c)(ii) Statement showing holding of securities (including shares, warrants, convertible securities) of persons (together with PAC) belonging to the category "Public" and holding more than 5% of the total number of shares of the Company

Quarter ended : As on 30.09.2015

Sr. No.	Name(s) of the shareholder(s) and the Persons Acting in Concert (PAC) with them	Number of shares	Shares as a percentage of total number of shares (i.e., Grand Total (A)+(B)+(C) indicated in Statement at para (I)(a) above)	Details of warrants		Details of convertible securities		Total shares (including underlying shares assuming full conversion of warrants and convertible securities) as a % of diluted share capital
				Number of warrants held	As a % of total number of warrants of the same class	Number of convertible securities held	% w.r.t. total number of convertible securities of the same class	
1	Axiata Investments 1 (India) Limited	464,734,670	12.91%	0	0.00%	0	0.00%	0
2	P5 Asia Investments (Mauritius) Ltd	245,000,000	6.81%	0	0.00%	0	0.00%	0
3	Axiata Investments 2 (India) Limited	247,265,873	6.87%	0	0.00%	0	0.00%	0
	<b>Total</b>	<b>957,000,543</b>	<b>26.59%</b>	<b>0</b>	<b>0.00%</b>	<b>0</b>	<b>0.00%</b>	<b>0</b>



Idea Cellular Limited. 5th Floor "Windsor", Off C.S.T. Road, Kalina, Santacruz (East), Mumbai 400 098, India. Website: [www.ideacellular.com](http://www.ideacellular.com)  
Telephone: + 91 95940 04000 Fax: + 91 95940 03182 E mail: [info@idea.adityabirla.com](mailto:info@idea.adityabirla.com) Corporate Identity Number: L32100GJ1996PLC030976


Registered Office : Suman Tower, Plot No. 18, Sector 11, Gandhinagar 382 011. Telephone: +91 79 6671 4000 Fax: +91 79 2323 2251



I(d) Statement Showing details of locked in shares

Quarter ended : As on 30.09.2015

S. No.	Name of the Shareholder	Category of Shareholders (Promoters/Public)	Number of shares	Locked in shares as a percentage of total number of shares {i.e. Grand Total (A)+(B)+(C) indicated in Statement at para (I)(a) above}
NONE				



ADITYA BIRLA




IDEA Cellular

II(a) Statement Showing details of Depository Receipts (DRs)

Quarter ended : As on 30.09.2015

S. No.	Type of outstanding DR (ADRs, GDRs, SDRs, etc)	Number of outstanding DRs	Number of shares underlying outstanding DRs	Shares underlying outstanding DRs as a percentage of total number of shares {i.e. Grand Total (A)+(B)+(C) indicated in Statement at para (I)(a) above}
NONE				





ADITYA BIRLA



IDEA Cellular

II(b) Statement showing holding of Depository Receipts (DRs), where underlying shares held by 'promoter/promoter group' are in excess of 1% of the total number of shares

Quarter ended : As on 30.09.2015

Sr. No.	Name of the DR Holder	Type of outstanding DR (ADRs, GDRs, SDRs, etc.)	No. of shares underlying outstanding DRs	Shares underlying outstanding DRs as a percentage of total number of shares (i.e., Grand Total (A)+(B)+(C) indicated in Statement at para (I)(a) above}
NONE				

